
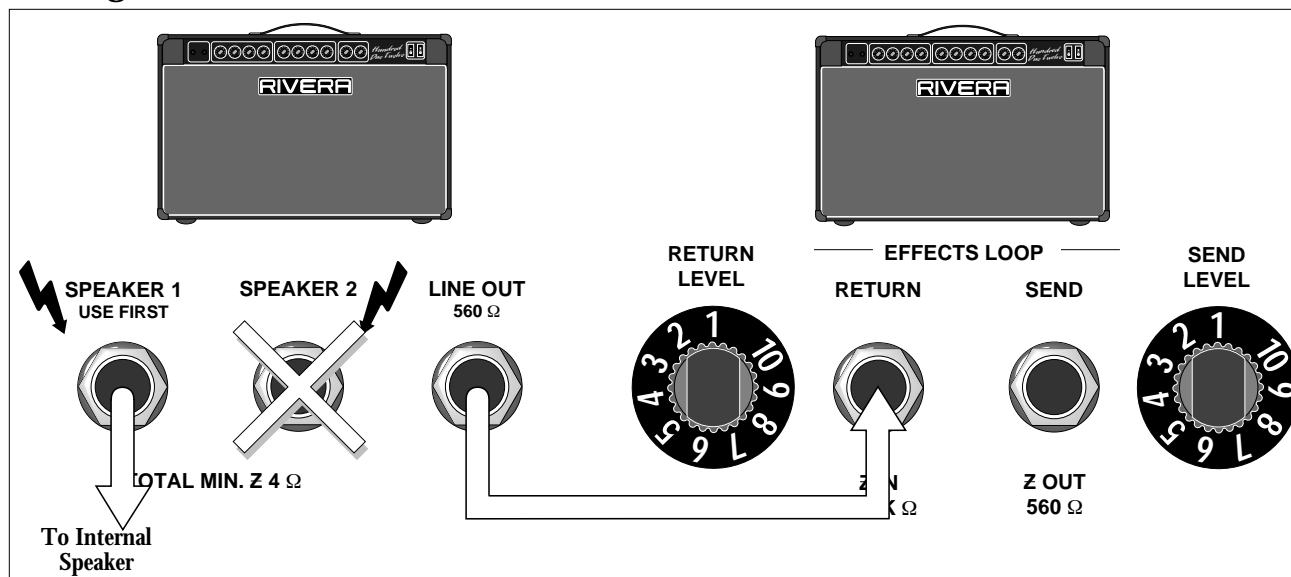


Hundred Duo Twelve
HANDCRAFTED BY RIVERA RESEARCH & DEVELOPMENT
SUN VALLEY, CA, USA

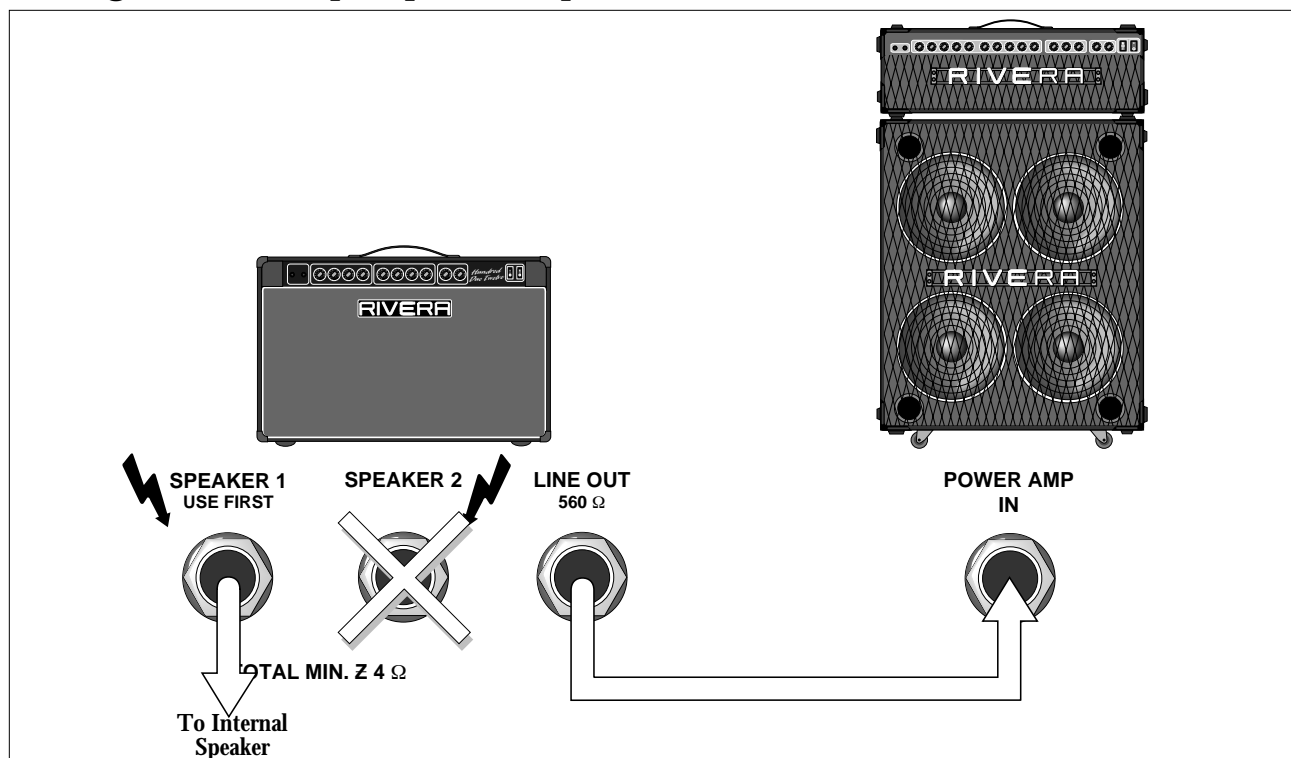


Slaving a second Hundred Duo Twelve



Using a shielded cord, connect the first Hundred Duo Twelve's Line Out to the Effects Loop Return jack on a second Hundred Duo Twelve. Adjusting the Return Level sets the relative volume of the second amp. All tone and distortion adjustments are made by the first amp. Alternatively, you can use the Effects Loop Send jack from the first Hundred Duo Twelve instead of its Line Out. The Send Level control sets the signal level being sent to the second amp.

Slaving a second amp or power amp



Connect a shielded cord from your Hundred Duo Twelve's Line Out to the Power Amp In or Effects Loop Return of a second amp. All volume and tone changes made on the Hundred Duo Twelve will affect what comes out of the second amp. Caution: Never use the speaker outputs as line outputs. Their power level is extremely high and can cause tremendous damage to another amp's input. If you don't have any effects patched into the Hundred Duo Twelve's Effects Loop, you can use its Send jack instead of the Line Out. The Send Level knob then acts as a variable output level.